

Paper Submission Guide

International Conference on Design and Development of Public Library Services; Patterns, Experiences & Ideas

For submitting a paper, you must register first.

click on the Registration menu and filling the form, you will receive an e-mail to activate your account.

After registration and log into your account, click on online submission to send you the paper.

The screenshot shows a web browser at the URL hamayesh.ipla.ir/en/. The page features a dark blue header with navigation links: "Online Submission" (highlighted with an orange box), "Reviewers Panel", "07 February 2022", and "Persian". Below the header is a teal banner with the conference title and a navigation menu: "Home / About Conference / Registration / Submission / Program / Scientific Sponsors / Contact Us / FAQ". A search icon is also present. The main content area is split into two sections. On the left, a photograph of a library interior is shown. On the right, a dark blue panel contains the text "DDPLS 2022" and "International Conference on Design and Development of Public Library Services; Patterns, Experiences & Ideas", along with the dates "17 & 18 May 2022" and location "Shiraz, Iran". At the bottom of this panel are the logos for IPLA, IPLF, and ISA. A "Sign Up" button is visible in the top right of the library image, and an "Online Submission" button is highlighted with an orange box in the top left of the library image. The URL "hamayesh.ipla.ir" is displayed at the bottom left of the page.

Then click on the paper submission item.

The screenshot displays a user dashboard for the 'International Conference on Design and Development of Public Library Services; Patterns, Experiences & Ideas'. The user is identified as Reza Jafari. The dashboard includes a sidebar with navigation options: Dashboard, Paper Submission (highlighted with an orange box), Paper Status, Messages, Edit Profile, Change Password, Works, and Works Status. The main content area features a progress bar showing 99 submissions, 37% of the way to the event. A pie chart shows the distribution of submissions: 75.0% for 'Services for Special Groups' (A1) and 25.0% for 'Development of Services by Advanced Technologies' (A2). Below the chart are three summary boxes: 'Deadlines' (Event date: 2022-05-17 08:10:10 - 2022-05-18), 'News' (Three news items about webinars), and 'Notes' (Nothing!).

International Conference on Design and Development of Public Library Services; Patterns, Experiences & Ideas

Dashboard : Reza Jafari Today : 2022/02/07 Time : 14:25

99
37% Days to event

A1 Services for Special Groups
A2 Development of Services by Advanced Technologies

25.0%
75.0%

Deadlines
Event date : 2022-05-17 08:10:10 - 2022-05-18

News
2022-01-29 "The Role of Voluntary Activities in the Development of Public Libraries Services in Pakistan", the 6th webinar of the International Conference on Design and Development of Public Library Services; Patterns, Experiences & Ideas will be held...
2022-01-22 "Designing Outreach Services", the 5th webinar of the International Conference on Design and Development of Public Library Services; Patterns, Experiences & Ideas will be held...
2022-01-15 "Advertising & Marketing Services", the 4th webinar of the International Conference on Design and Development of Public Library Services; Patterns, Experiences & Ideas will be held...

Notes
Nothing !

In this step, fill out the form carefully due to descriptions and the rules.

Pay attention to the descriptions in the paper submission procedure.

International Conference on Design and Development of Public Library Services; Patterns, Experiences & Ideas

Reza Jafari

Paper Submission Jafari

Submit a Paper

• Title

• Topic

----- Select One -----

• Abstract (Submitting an abstract alone does not constitute the final registration and participation in the conference !)

• keywords (Please separate the keywords with a comma (,))

Authors

Author1

• Title

• First Name

• Last Name

• Institute / University

• Country

Note

Basic explanations about submitting a paper:

-Before submitting a paper, read the instructions for writing papers in Submission Menu on the conference site: [Paper Guideline](#) and [Paper Template](#)!

-Each paper should contain two original files of the paper (one with the name of the author/authors and the other without the name of the author/authors) in doc format. Don't merge these two files at all! Because it will cause your paper to be unverified and ignored.

-Submission of both files is required before the deadline for submitting papers (February 19, 2022) to go to the arbitration phase.

How to submit the

Paper abstract in this part.

Paper keywords in this part: Use comma after each word.

If there is more than one author, click on + to add the others.

Fill in the affiliation completely. E.g. (Islamic Azad University of Shiraz)

After filling out the form, click on Next Step.

← → ↻ hamayesh.ipla.ir/users/addpaper.php

Authors + -

Author1

- * **Title**
Mr. ▾
- * **First Name**
Reza
- * **Last Name**
Jafari
- * **Institute / University**
Sapienza
- * **Country**
Italy
- * **Email**
e.user@farspl.ir
- * **Author Type**
Corresponding author ▾

[Next Step](#)

with the name of the author/authors and the other without the name of the author/authors in **doc format**. Don't merge these two files at all! Because it will cause your paper to be unverified and ignored.
-Submission of both files is required before the deadline for submitting papers **(February 19, 2022)** to go to the arbitration phase.

How to submit the original paper:

-First of all, note that in this form, you can submit only the **abstract** of your paper, and submitting the

Authors + -

Author1
* Title
Mr. ▾
* First Name
Reza
* Last Name
Jafari
* Institute / University
Sapienza
* Country
Italy
* Email
e.user@farspl.ir
* Author Type
Corresponding author ▾

Author2
* Title
▾
* First Name
* Last Name
* Institute / University
* Country
* Email
* Author Type
▾

Next Step

with the name of the author/authors and the other without the name of the author/authors) in doc format. Don't merge these two files at all! Because it will cause your paper to be unverified and ignored. -Submission of both files is required before the deadline for submitting papers (February 19, 2022) to go to the arbitration phase.

How to submit the original paper:

-First of all, note that in this form, you can submit only the abstract of your paper, and submitting the

Paper Abstract is submitted now. To upload the Full Text, you must click on the "Go to the Paper Status Menu".

hamayesh.ipla.ir/users/submitForms/sv_addpaper.php

Notification

Success! The abstract of your paper was submitted successfully!

[Go to the Paper Status menu](#)

In this step, click on the "Submit Article with Author"

hamayesh.ipla.ir/users/paper.php?1644245526

Paper Status

^Paper # 1 (Libraries)

Submission Date : 2022-02-07 00:00:00 (Paper Code :ipla-01470526)

Title : Libraries **Authors :** Mr. Reza Jafari
English Title : (Corresponding author)
Topic : Librarians and Services Development **Authors :** Reza Jafari

Paper status	Paper Files	Paper Actions
Paper status : abstract has been recieved	<input type="checkbox"/> Abstract <input type="checkbox"/> Article with Author [It has not been sent.] Submit Article with Author <input type="checkbox"/> Article without Author [It has not been sent.]	<input type="checkbox"/> You cannot edit nor delete this paper.

Note

Attention:

- First of all, note that submitting an abstract alone does not constitute final registration and participation in the conference!
- Submission of both files is required before the deadline for submitting papers (February 19, 2022) to go to the arbitration phase.

Rectangular box

.doc format.

Click on this item to submit your paper with author. (max. 20 megabytes)

Fill in the paper language and number of pages.

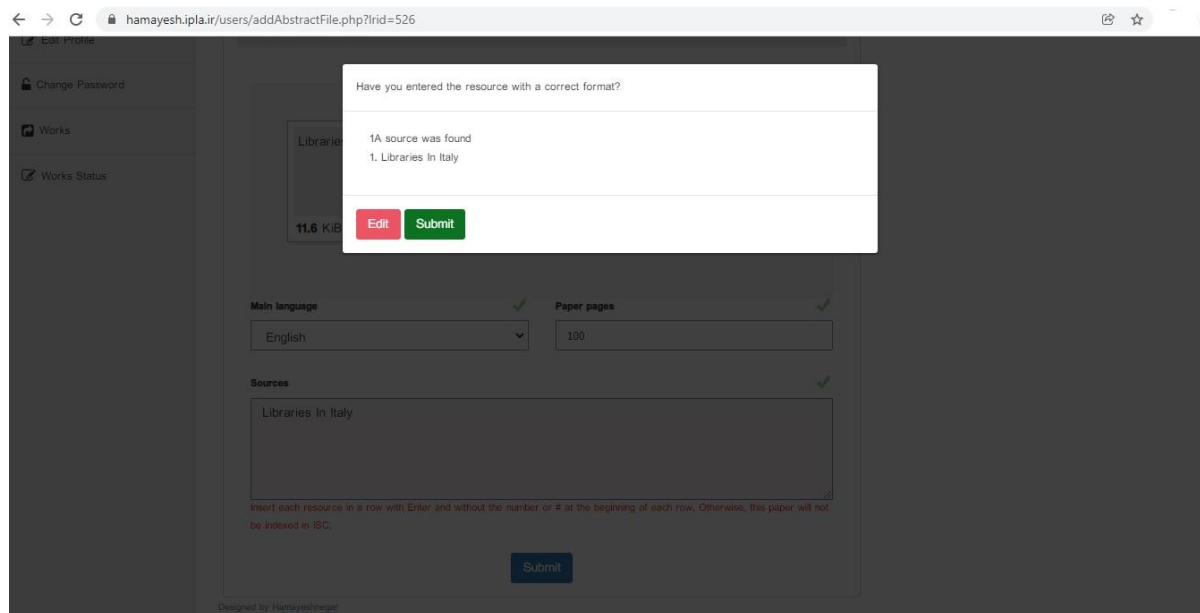
Fill in the references due to the descriptions at the bottom of the box.

The screenshot shows a web interface for submitting a paper. On the left is a sidebar with the following menu items: Paper Submission, Paper Status, Messages, Edit Profile, Change Password, Works, and Works Status. The main content area has a blue header titled "Send Article with Author". Below the header, a grey box displays paper details: Paper Title : Libraries, Paper Code : ipla-01470526, Submit Date : 2022-02-07 00:00:00, and Authors : Reza Jafari. A large white box with a red arrow and the text "Upload Your Files Here" is centered below. Underneath are two required fields: "Main language" (a dropdown menu with "----- Select One -----" and a red asterisk) and "Paper pages" (a text input field with a red asterisk). Below these is a "Sources" section with a large text area and a red asterisk. At the bottom, a red note states: "Insert each resource in a row with Enter and without the number or # at the beginning of each row. Otherwise, this paper will not be indexed in ISC."


Pay attention to the descriptions.

And then click on the submit.

After filling in the references, click on the final submission to continue the procedure.



Click on the "Go to the Paper Status Menu" to continue the submission.




Notification

Your Article with Author file uploaded successfully!
You can check the results of submitting your file in Paper Status menu.

[Go to the Paper Status menu](#)

In this step, click on the "Submit Article Without Author".



- Dashboard
- Paper Submission
- Paper Status
- Messages
- Edit Profile
- Change Password
- Works
- Works Status

Paper Status

^Paper # 1 (Libraries)

Submission Date : 2022-02-07 00:00:00 (Paper Code :ipla-01470526)

Title : Libraries

English Title :

Topic : Librarians and Services Development

Authors : Mr. Reza Jafari
(Corresponding author)

Authors : Reza Jafari

Paper status

Paper Files

Paper Actions

Paper status : file 1 has been recieved

Abstract

Article with Author

Article without Author [It has not been sent.]

[Submit Article without Author](#)

You cannot edit nor delete this paper.

Status of the assigned papers

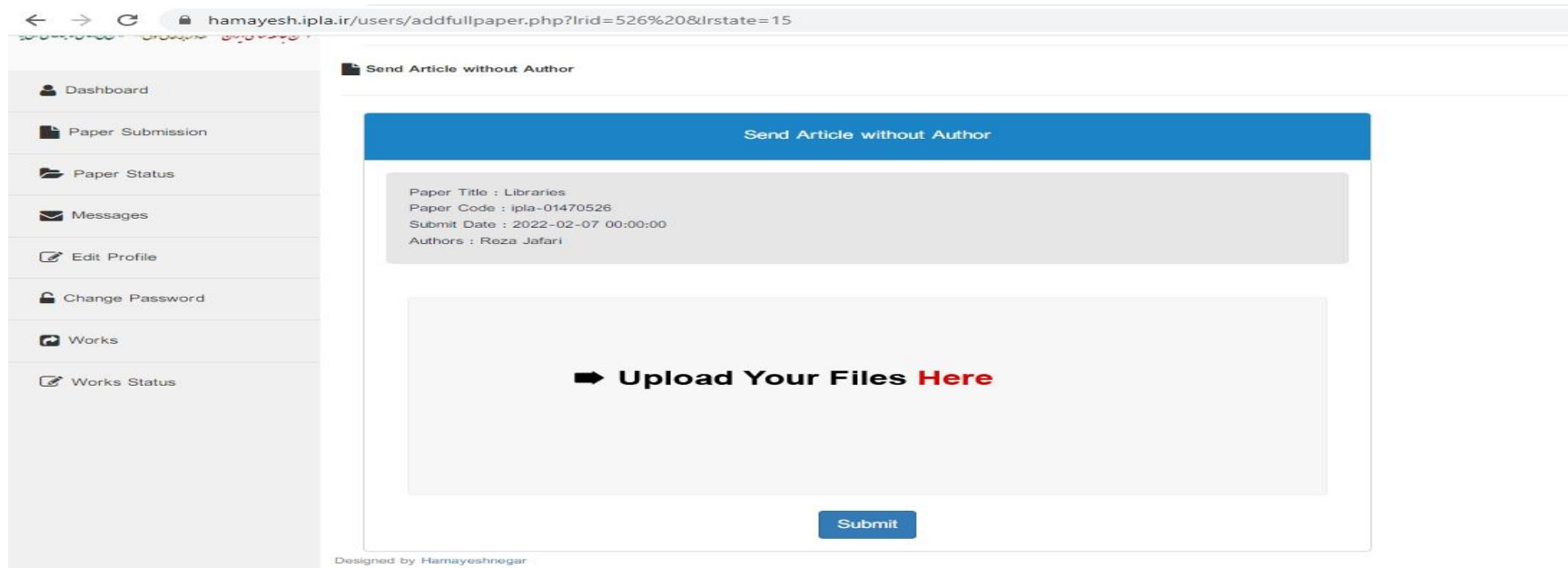
Note

Attention:

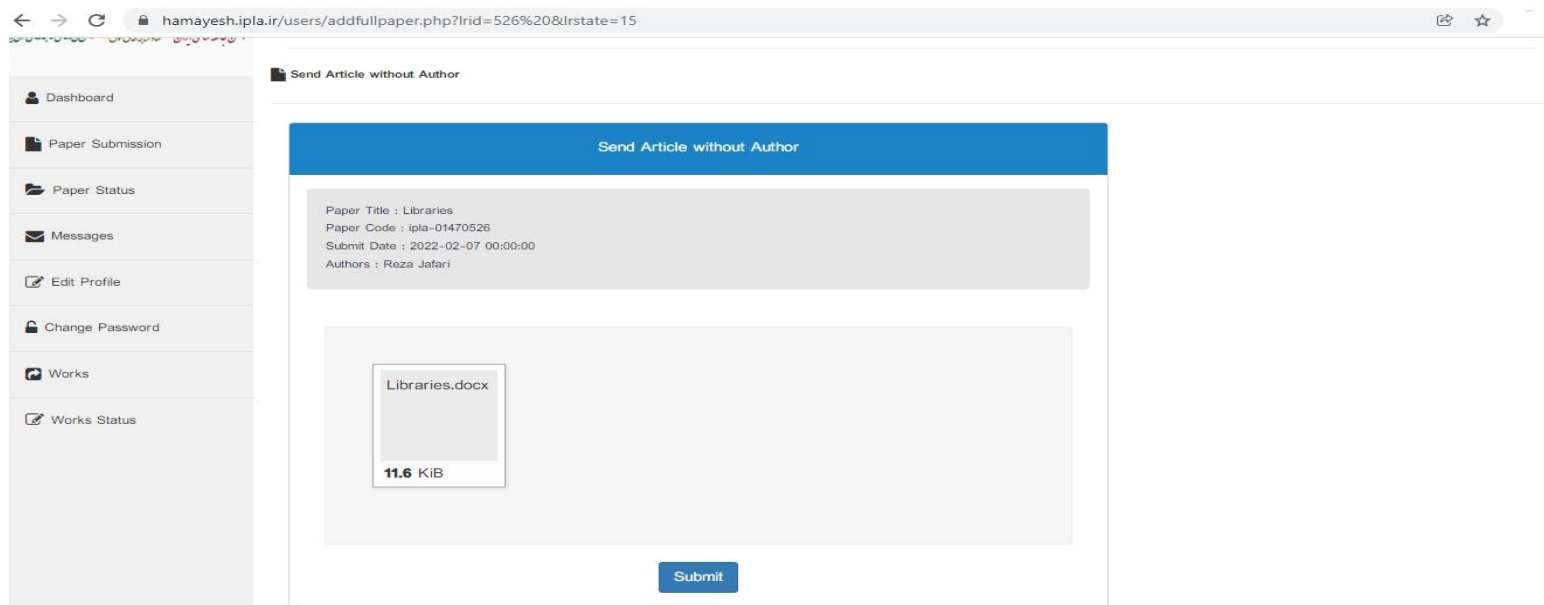
-First of all, note that submitting an abstract alone does not constitute final registration and participation in the conference!

-Submission of both files is required before the deadline for submitting papers (February 19, 2022) to go to the arbitration phase.

Rectangular box:



Upload the paper in doc format without the authors (max 20 megabytes)



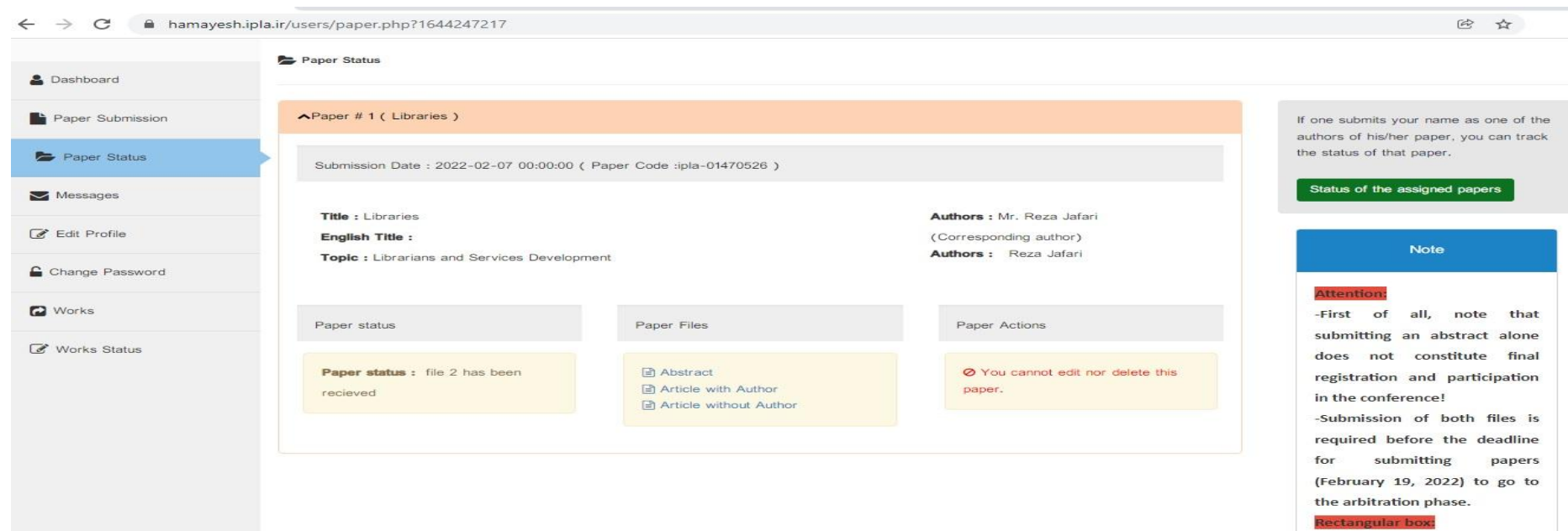
Then click on the final submit.

Click on the "Go to the Paper Status Menu" to check all submitted documents.



If the Paper Abstract, Article with the author, and Article without the author are in blue, you have done the procedure.

By clicking on the Article with the author, Article without the author, and downloading the paper, be sure that the submission is done.



Paper Submission is done.